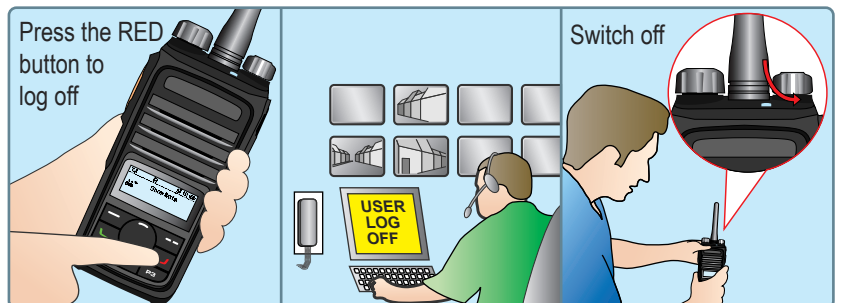
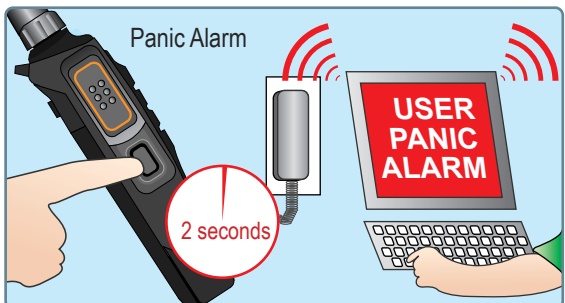
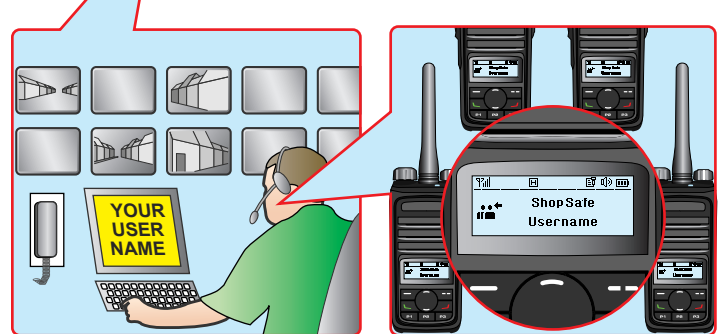
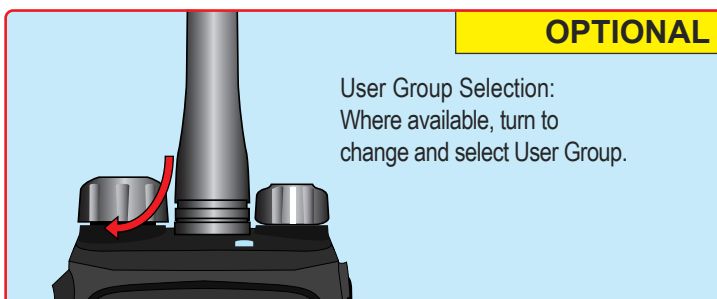


Operating Instructions for the  
**HYTERA PD565**

Helpdesk for any problems, or assistance Phone  
**0870 240 55 38**



**OPTIONAL FUNCTIONS**



# Hints and tips on radio use...

Never leave the radio unattended

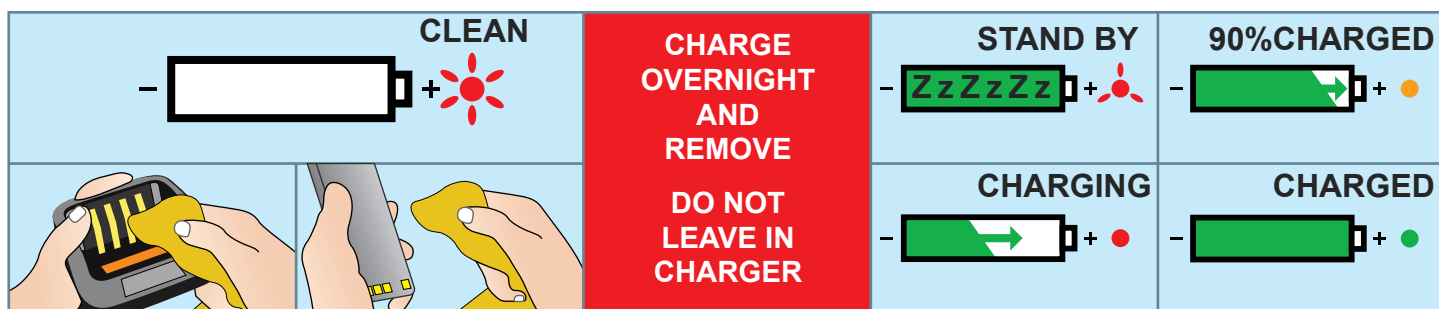
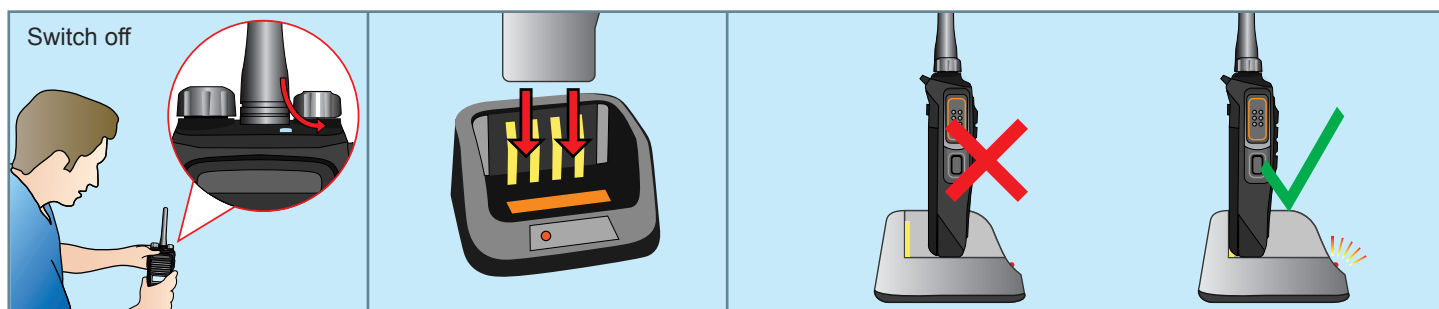
Comply with Association Membership at all times

Use only in accordance with Operating Guidelines

Be aware of the "Priority of Calls" - never interrupt an ongoing call in progress unless your call is of higher priority.

## Priority of Calls

1. Panic alarm
2. Police and CCTV
3. Active incidents
4. Broadcast call
5. Radio Checks



Phonetic Code	Identification Codes	Operating Guidelines
A Alpha    N November B Bravo    O Oscar C Charlie    P Papa D Delta    Q Quebec E Echo    R Romeo F Foxtrot    S Sierra G Golf    T Tango H Hotel    U Uniform I India    V Victor J Juliet    W Whisky K Kilo    X X-Ray L Lima    Y Yankee M Mike    Z Zulu	<b>IC1</b> White skinned European appearance <b>IC2</b> Dark skinned European appearance <b>IC3</b> African Caribbean appearance <b>IC4</b> Asian appearance <b>IC5</b> Chinese/Japanese appearance <b>IC6</b> Arabian/Egyptian appearance	<p><b>Press PTT.</b> Wait one second for the audio tone before talking</p> <p><b>Commence</b> by announcing your user name</p> <p><b>Advise</b> who you want to talk to - e.g. a specific user, CCTV, a 'general call' to share information with others, or a 'radio check'</p> <p><b>Be concise</b> - use the label on the radio to guide the content of your message</p> <p><b>End a transmission</b> with 'over' or 'out' or 'standby'</p> <p><b>Give directions</b> using landmarks in the town - e.g. toward the civic centre</p>